



The Aluminum Advantage

With its special properties and abundant supply, aluminum has revolutionized modern construction. Aluminum's ease of fabrication and versatility of design make it an ideal building material for residential railings.

Strong

Aluminum is low in weight, yet high in strength, an uncommon combination in a structural metal.

Durable

Aluminum does not absorb moisture and is saltwater-resistant, so it will not rust, rot, swell, warp, twist, split, or crack.

Low Maintenance


To maintain an attractive appearance, minor surface cleaning is all that is necessary. Besides routine cleaning for aesthetic reasons, neither bare nor painted aluminum requires any maintenance.

Green

Aluminum is the metal of the future. Aluminum is one of the most plentiful elements on earth making up a full 8% of the Earth's crust. Choosing aluminum is a choice for the environment.

Countless Finish Options

Aluminum provides virtually limitless finish options. Aluminum can be anodized or painted in any color.



Aluminum Railing With Picket infill

- Classic Design
- 5/8" x 5/8" picket
- Low maintenance
- Simple to install



Aluminum Railing with Glass Infill

- Unobstructed view
- 1/4" tempered glass
- Easily cleaned



Aluminum Railing with Cable Infill

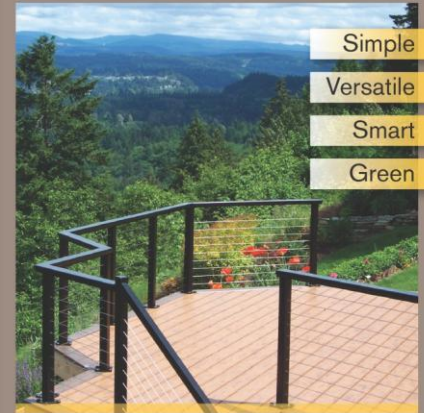
- Modern design
- 1/8" stainless steel cable

Available at;

PRO-ALUMARAIL

Aluminum Railing Systems

Aluminum Railing Systems made from high strength, lightweight aluminum, simple to install, low maintenance and a leader in the green movement.



Simple

Versatile

Smart

Green



www.pro-alumarail.com



Global Solarium Inc
is your single source for;
Aluminum railings
Sunrooms
Awnings

Our Railing Systems consists of high quality extruded framing members, tempered glass, aluminum pickets and stainless steel cable.

Engineered to be simple and versatile, our railings are easy to field fabricate and install in practically any deck application.

Standard components are available from stock, so work can begin soon after ordering materials.

Most commonly used for single-family homes, duplexes and townhomes.

The perfect solution for use on a number of projects such as balconies, decks, stairs, windbreaks, terraces, around swimming pools, privacy screens and more.

Systems are easily assembled on the job site and both baked-on enamel and anodized finishes are available.



PLACING YOUR ORDER

Top Rail Choices



Series 100
Round Top Rail



Series 200
Flat Top Rail



Series 375
Square Top Rail



Series 999
Elliptical Top Rail



Series 400
Top Rail for Wood

Infill Choices *(more details on back)*

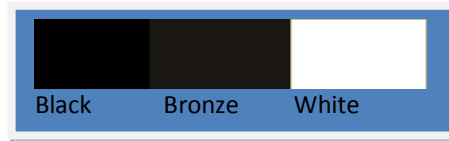


1/8" Stainless Steel Cable Infill

1/4" Tempered Glass Infill

5/8" x 5/8" Picket Infill

Finish Options



Limitless custom colors and color matching available.
Bronze and Black anodized also available.

Standard Height Options

- 36" - Residential - Well suited for lower-level decks
- 42" - Commercial - Preferred for higher-level decks and balconies

Mounting Options



Base Mount
Easy Install
Clean Design
Top Mount
5" x 5" Base Plate



Fascia Mount
Increased Deck Space
Modern Design
Side Mount

Warranty:

PRO-ALUMARAIL Railing Systems has a 10 year limited warranty.

